



Dementia-Inclusive  
Choices for Exercise

**Being active at  
home:  
A resource for  
people living  
with dementia  
and their care partners**



**PiDC**  
Partnerships  
in Dementia Care



Enhancing Dementia Care for Everyone




## **In this resource, you will find:**

- Physical activity guidelines for people living with, or at risk of, dementia
- Advice for planning an at-home physical activity plan
- Strategies that may help support physical activity among people living with dementia

Regular physical activity improves balance and mobility, supports independence, and improves heart and bone health for both people living with dementia and individuals with no cognitive impairment. Being active can also improve your mood and help you manage stress.

## Physical activity guidelines

The Ontario Brain Institute recommends that people living with dementia, or those at risk, follow the general physical activity guidelines for older adults:

	150 minutes per week of moderate or vigorous intensity physical activity (for example, brisk walking is moderate; jogging is vigorous)
	Twice a week strength training
	Balance training for those at risk of falls

### Notes

- People living with dementia may also benefit from exercise levels lower than the above recommendations (as little as 45 minutes per week), especially if they are inactive to start. Start easy and simple and progress over time.
- Starting or transitioning to a physical activity routine at home can be challenging, whether or not you have been previously active.
- In this document, we include some advice for supporting physical activity at-home for people living with dementia.

## Set a routine

- Establish a usual time for exercise.
  - Choose the time when you usually feel most energetic and alert.
  - Mark it in your calendar. Check it off when complete.
  - Set up a regular schedule for eating and drinking water.
- Set up a consistent, safe space to exercise.
  - Create a clutter free exercise space and survey the space for tripping hazards (e.g., loose rugs).
  - Make sure there is enough space for everyone who is participating.
  - Choose a quiet space to minimize distraction.
  - Ensure the room has adequate lighting and that the temperature is comfortable.
  - Consider listening to enjoyable music at low volumes to help with motivation.
- Wear proper exercise attire.
  - Wear comfortable, stretchy clothing.
  - Wear non-slip, supportive footwear to help prevent any slips or falls.

## Have an exercise plan to follow

- Having an exercise or physical activity plan before you start helps you stay accountable.
- If you have an instructor that you work with in the community, they may be willing to send exercises or activities that are appropriate to do at home.
- If not, there are several on-line resources available:
  - Exercise videos: <https://bit.ly/2xKdYB3>
  - Exercise videos that include seated options: <https://bit.ly/2xBaEs4>
  - Photos of exercises: <https://bit.ly/34Yys5m>
  - Fall prevention exercises: <https://bit.ly/2zctxSh>
  - Home Support Exercise Program (printer-friendly): <https://bit.ly/2wUOOPH>
- Choose familiar exercises if possible.
- Walking is a great option, if it is safe to do so.

## Supporting people living with dementia in physical activity

- Being encouraging and staying positive and upbeat are great motivators; make sure to pay attention to the types of encouragement that work for the individual!
- Each person living with dementia will need different supports, depending on their abilities and preferences.
- Some things that may be helpful include:
  - **Introducing an exercise:** Show the exercise before doing it, either by demonstrating or by showing a video or image.
  - **Demonstrating an exercise:** Do the exercises together. By standing beside and slightly in front of your partner, they can mimic the exercise.
  - **Tracking exercise:** Assist with counting repetitions, when needed.
  - **Providing feedback:** Help your partner to maintain safe technique by providing encouraging feedback. If changing their form is difficult, let it go if they are not hurting themselves.
  - **Be flexible:** Some exercise is better than no exercise. If your partner is not up for some or all the exercise, do not force it. You can try again later.

## Safety comes first!

- Choose a location close to a sturdy wall or an object, in case you or your partner need something to grab on to for support and balance.
- If you or your partner do not feel confident in an exercise (or supporting an exercise), don't do it.
- Stop if you feel light-headed, dizzy or feel pain.
- If feelings are severe or do not subside, call 911, telehealth, or call your doctor.

Appreciation is extended to Carole Johannesson, Bill Heibein, Lloyd Schneider, and Marg Shoemaker for their contributions to this resource.

**For more information, contact the DICE Project principle investigator:**  
Laura Middleton, Associate Professor, University of Waterloo  
[laura.middleton@uwaterloo.ca](mailto:laura.middleton@uwaterloo.ca); [www.dementiaexercise.ca](http://www.dementiaexercise.ca)

## Partners and funding

The Dementia-Inclusive Choices for Exercise (DICE) project is a collaboration of 22 people and 12 partner organizations.

The DICE project is supported by funds from the Alzheimer Society Research Program, the Canadian Institutes of Health Research [PEH – 157075], the Jobson Family Foundation, the Schlegel-University of Waterloo Research Institute for Aging and the University of Waterloo.

In-kind support is provided by the Alzheimer Society of Ontario, the YMCAs of Cambridge and Kitchener-Waterloo, the City of Kitchener, Community Support Connections – Meals on Wheels and More, the Alzheimer Society of Waterloo-Wellington and the Schlegel-UW Research Institute for Aging.

UNIVERSITY OF  
**WATERLOO**



**UNBC** UNIVERSITY OF  
NORTHERN BRITISH COLUMBIA

*Société Alzheimer Society*  
ONTARIO

**PiDC**

Partnerships  
in Dementia Care

Enhancing Dementia Care for Everyone



**CIHR IRSC**

Canadian Institutes of Health Research  
Instituts de recherche en santé du Canada

*Alzheimer Society*

WATERLOO WELLINGTON



**RIA** RESEARCH  
INSTITUTE  
for AGING  
Schlegel • UWaterloo • Conestoga

*Enhancing Life*



**Community  
Support  
Connections**



*Meals on Wheels and More*

**kite**  **UHN**

 **UHN** Toronto  
Rehabilitation  
Institute